



Class of 2018

Westlake High School Graduation Practice

“...and so the adventure begins...”

Cap & Gown Distribution



- Pick up **TODAY** from 11am-1pm back here in main gym!
- If you still need to purchase a cap & gown, you can do so today! They are \$45—Jostens will only accept cash!
- In order to get your cap & gown, **ALL** fines/fees must be cleared and you must be **COMPLETELY CLEARED** for graduation (grades/NC's)!

Honor Cords

- *HONOR* Students 3.7-3.89 *SINGLE* Gold Cord
- *HIGH* Honor Students 3.9-4.0 *DOUBLE* Gold Cord
- If you haven't purchased your cord, you can today at distribution—they are \$6 each
- The *GPA* is based off *cumulative* grades from the *past 3.75* years



Stoles



- **Stoles** will be **checked out** at the time of distribution
- After the graduation ceremony, stoles **MUST** be **checked in** before you can receive your actual diploma!

Early Yearbook Distribution



- **IF YOU HAVE PURCHASED A YEARBOOK**, they will be handed out at the end of cap & gown distribution

What to Wear?

LADIES

- Dresses or skirt required
- No casual wear: Jeans, shorts, etc.
- Appropriate dress shoes or sandals
- No flip-flops or athletic shoes
- No gum!



MEN

- Shirt must have a collar: No t-shirts!
- Ties preferred—not required
- Dress slacks required
- No casual wear: Jeans, shorts, etc.
- Appropriate dress shoes
- No flip-flops or athletic shoes
- No gum!

MEN



- Navy Blue Cap & Gown
- Light Blue Stole
- Honor/NHS Cords (by invitation only)

Cap & Gown

EVERYONE

Gaps:

- Tassel needs to be tied with a knot to the top
- There cannot be extras added to the cap (bling/bedazzled)
- Tassel to the left of the ear
- Cap is level—Parallel to the ground

Other:

- No Leis
- No Hoods
- No Club/Team Cords

WOMEN



- Carolina Blue Cap & Gown
- Navy Blue Stole
- Honor/NHS Cords (by invitation only)





**Marriot Center
Northwest Corner**

Girls Check-In Here!

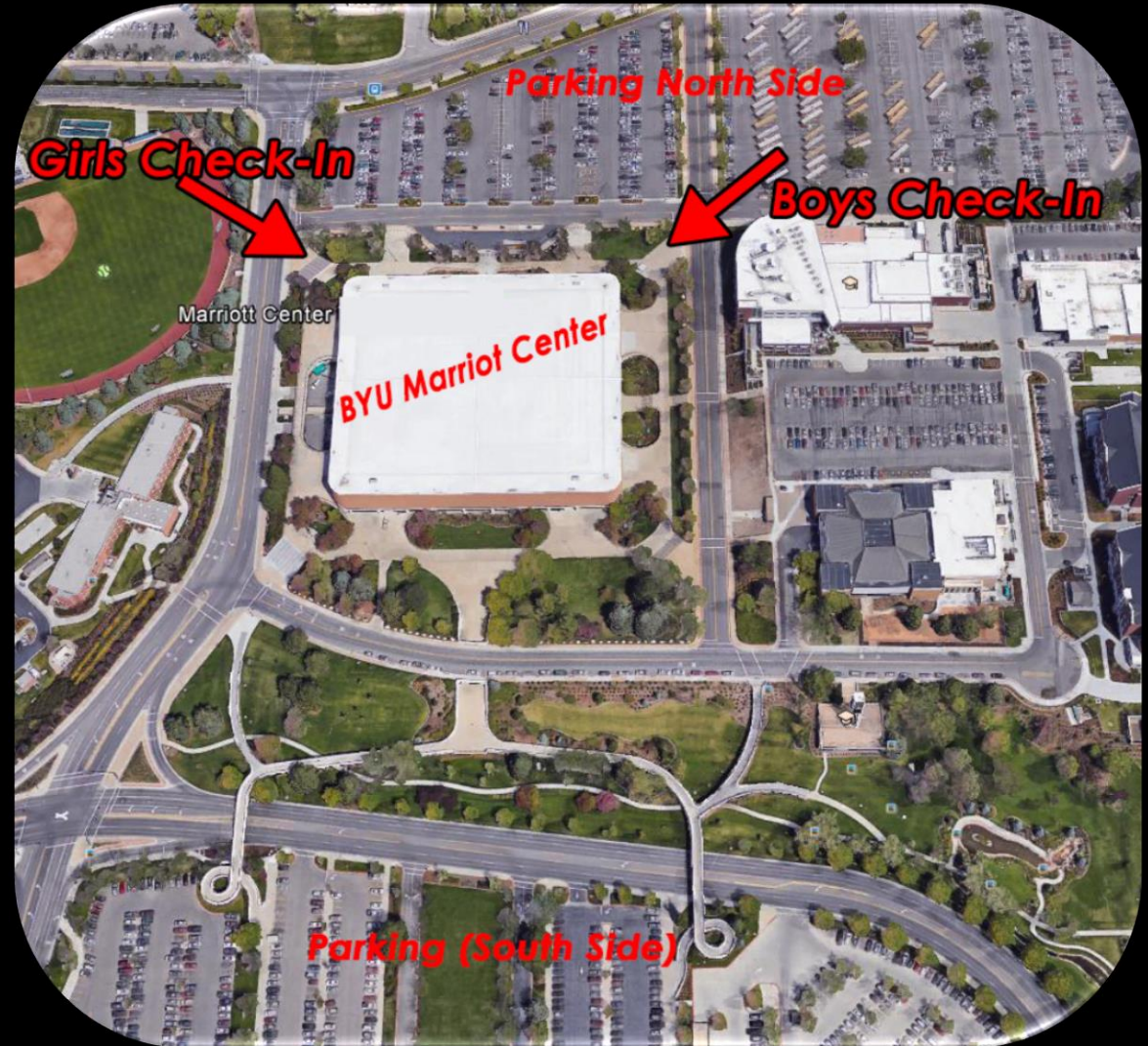
Girls...
When
arriving
to BYU...
CHECK-IN
HERE!!!

Boys...
When
arriving
to BYU...
**CHECK-
IN
HERE!!!**



Arriving at BYU

- Graduates are expected to **ARRIVE @ 5:00pm**
- **When checking in, you will receive your name card. This needs to be kept for the entire ceremony!**
- From this point, you will be instructed where to go.
- **YOU WILL BE PUT IN ALPHABETICAL ORDER!**
- **GIRLS** will line up in the **WEST TUNNEL**
- **BOYS** will line up in the **EAST TUNNEL**
- **DON'T BE LATE! WE WILL NOT WAIT FOR YOU TO START!**



Where do Parents Go?


- Parents **MUST** be **SEATED** by 5:30PM
- We will start promptly at 6:00PM and end at approx. 8:00PM
- Parents/Graduates need to allow plenty of time for travel to BYU



Parking

- Please allow yourselves **ample time to arrive**—there is construction on University Parkway that may cause delays.
- Note the map. There are parking lots on the north and south as well as several parking lots from the football stadium to the Marriot Center.
- **Carpool if you can!** Either with a group of friends or with your family. **Maximize the space** and help with the situation.



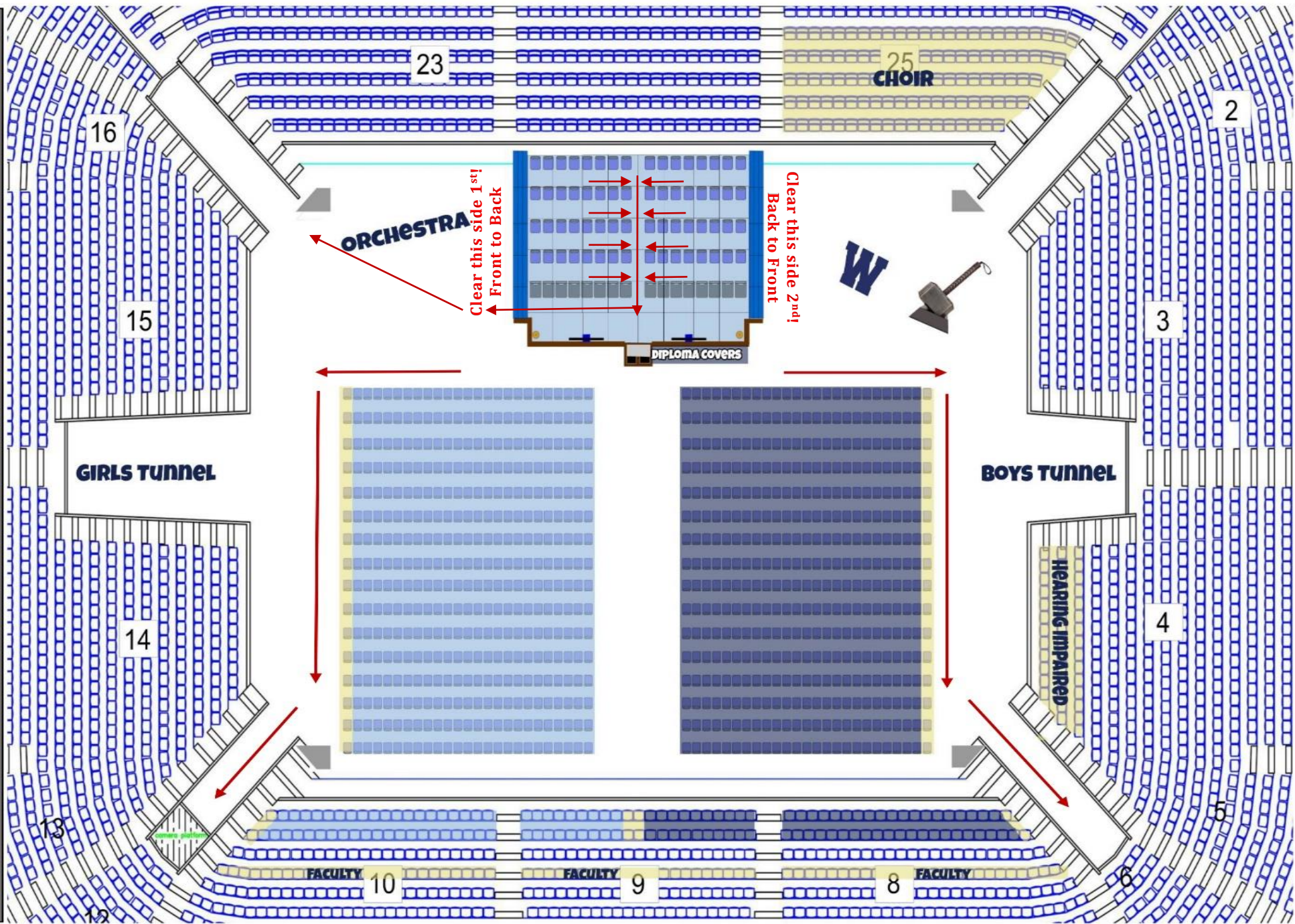


Processional Order



1. WHS Flags carried by Senior Class President & Student Body President
2. Senior Class (led by row leads)
3. Choir
4. Stand

GRADUATES LEAVING FOR DIPLOMAS




WHS GRADUATION 2018





Things To Remember...



- There will be **faculty members “back-stage”** to guide you.
- You **MUST** be **QUIET!** The tunnels echo.
- Have your **NAME CARD** ready! This will be the way your name is read when walking across the stage.
- At the correct time, you will hand your name card to the reader
(Gerun—Girls/Potter—Boys
- Graduate will walk toward center stage, on the ramp in front of the podium—Pictures will not be taken--**DO STOP WALKING!!!** 
- You will hear your name as you pass the “W” and “Hammer”

Preparing for Exiting



- Class Video
- Move tassel from LEFT to RIGHT (Sr. Class President)
- FLASH MOB!!!
- “W” flag, then drum line, then Thor flag enters from the west corner tunnel. Drum line enters playing.
- “W” Flag moves to the head of girls side. Drum line holds in front/middle. Thor flag moves to the head of boys side. Fight Song is played.
- After the fight song ends and the drum line begins to play again—just holding in that spot.
- Each row of graduates, beginning with the first rows, will start exiting. They will turn towards their row leads and simply exit out of the tunnel they very first entered.



Parking North Side

Marriott Center

BYU Marriott Center

Diploma Pick-up

Meet Parents Afterward

Parking (South Side)

Picking Up Your Diploma & Returning Your Stole

- Your “REAL diploma awaits you outside on the southeast corner of the Marriott Center. You **MUST** turn your **stole** in to get your **diploma**!
- Counselors will be available **30 min. after to hand out diplomas**. This will allow time for pictures with your family before returning your stole.
- If you miss picking up your diploma, you will have to **come to the school** the following week.

What if?

Question:

What if you're late?

Answer:

Find an adult to help/guide you. But remember—we **MUST** start on time so don't be late!



What if?

Question:

What if I lose my tassel?

Answer:

There will be extras in the tunnels. Find an adult. If we have to give you a new tassel, you will be charged \$15.



What if?

Question:

What if I'm dressed inappropriately?

Answer:

You will not participate in graduation!

Question:

What if I disrupt the program trying to be funny or cute?

Answer:

You will not participate in the All-Night Senior Party!!!



What NOT to Bring



- Faculty members will be in the tunnels checking wardrobe—cap, gown, stoles & cords as well as what you have on underneath your gown. ☺ NO LEIS!!!
- You will not want to bring personal items! Cell Phones, Ipod's, purses, man bags, etc.

“Take the World By Storm”



- Remember...Let's make this something that Westlake can be proud of! Show that we can act accordingly—what we are about, which is Light and Excellence!
- Show your parents, grandparents, siblings who are future “Thunder” what it means to unleash the Thunder—the right way. Do Westlake proud!

CONGRATULATIONS
CLASS OF 2018

